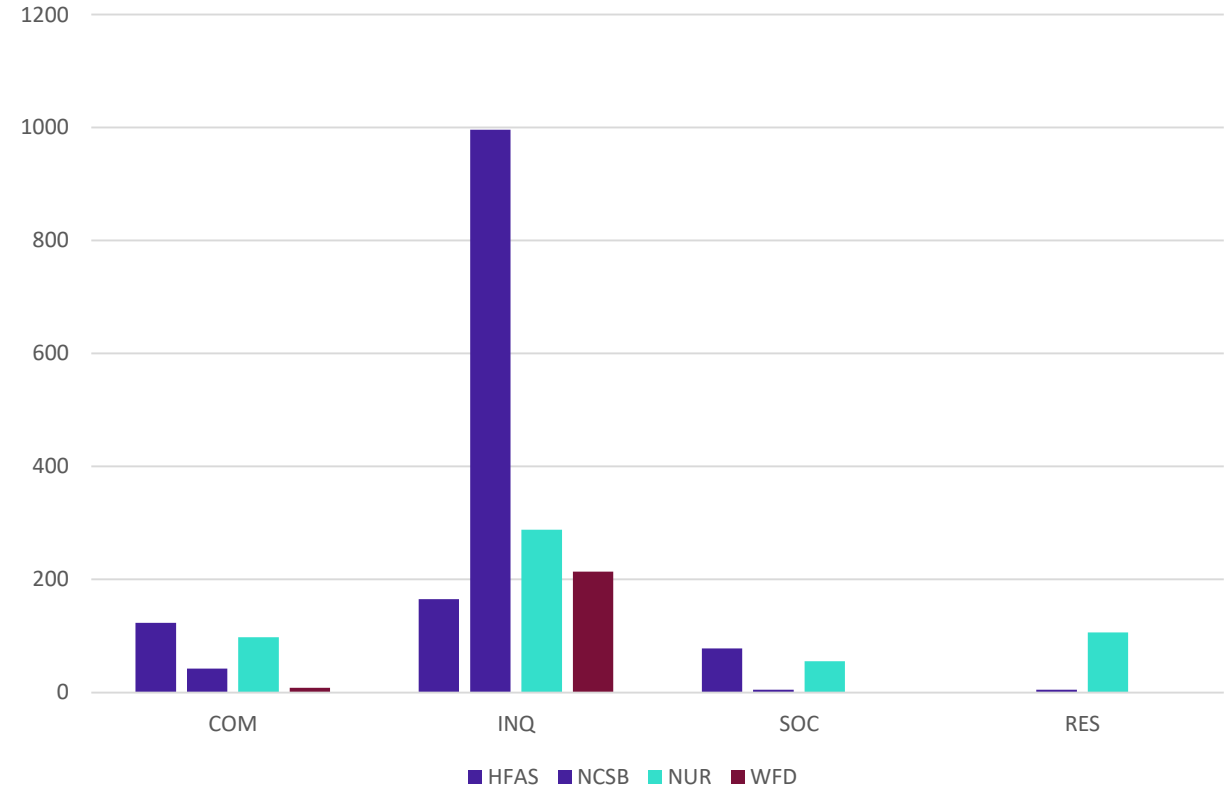


Spring 2022 ILO Overview

Division	COM	INQ	SOC	RES	Total	Percentage
HFAS	123	165	78	0	366	16.8%
NCSB	42	996	5	5	1,048	48%
NUR	98	288	55	106	547	25.1%
WFD	8	214	0	0	222	10.1%
Total	271	1,663	138	111	2,183	
Percentage	12.4%	76.2%	6.3%	5.1%		

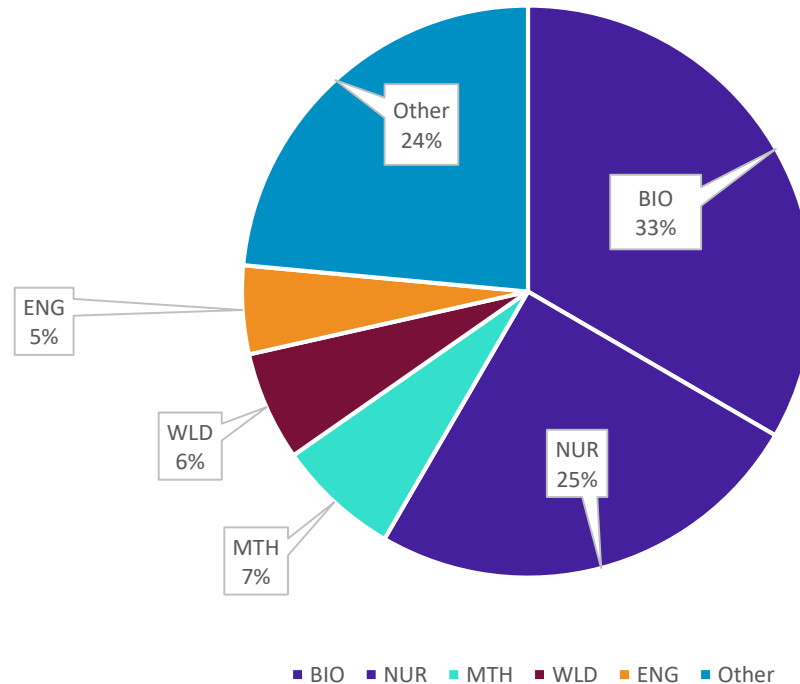
ILO Assessments by Division
Spring 2022



Top 5 Assessed Subjects

	COM.1.1	COM.1.2	COM.1.3	INQ.2.1	INQ.2.2	INQ.2.3	SOC.3.1	SOC.3.2	RES.4.1	RES.4.2	TOTAL
BIO	42	0	0	169	296	243	0	0	0	0	750
NUR	98	0	0	0	214	57	0	55	0	106	530
MTH	0	0	0	65	45	37	0	0	0	0	147
WLD	0	0	0	37	1	93	0	0	0	0	131
ENG	41	29	0	20	7	20	0	2	0	0	106

Percentage of Total Assessments

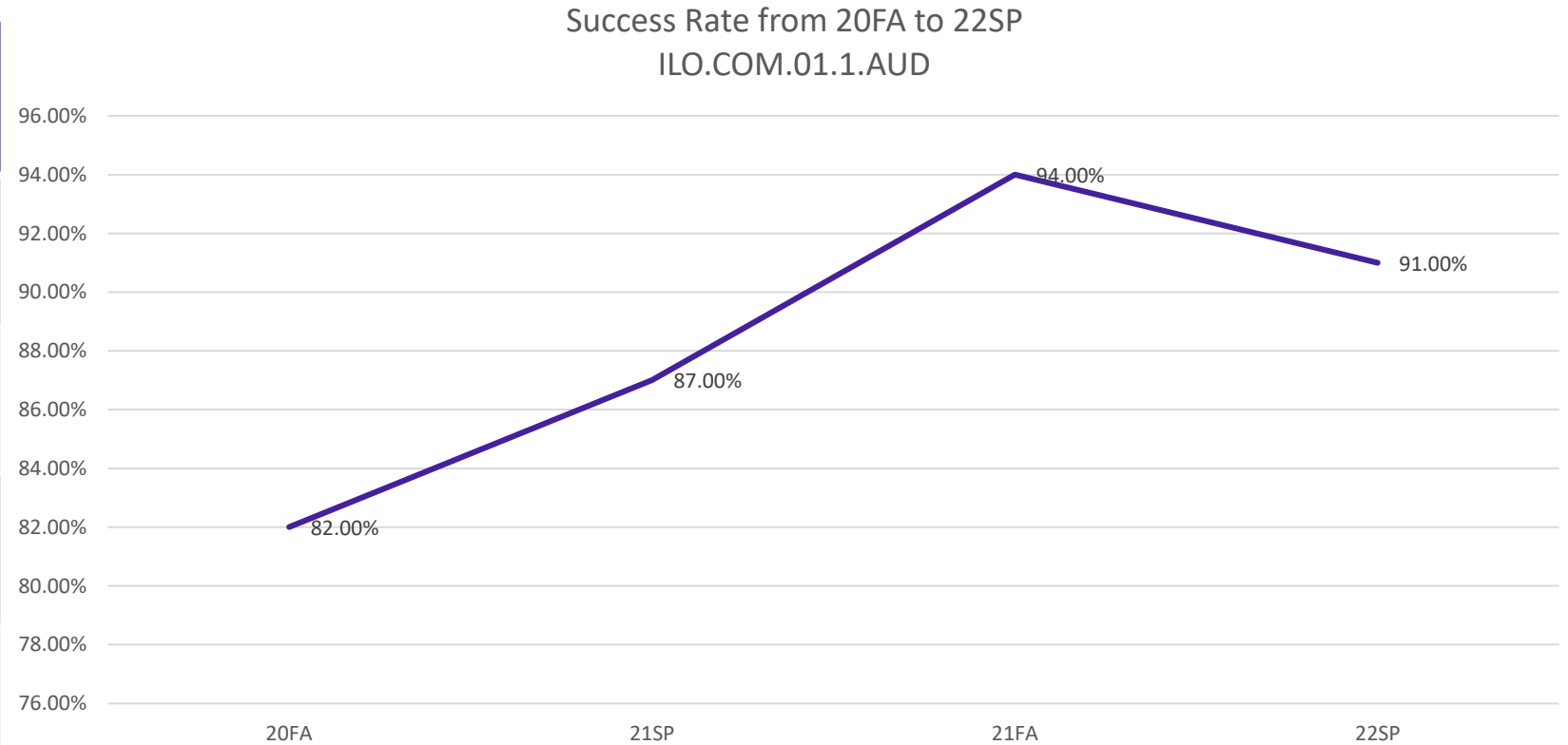


ILO #1 : COMMUNICATION



ILO.COM.01.1.AUD: Is the student proficient in communicating to or with a specific audience?

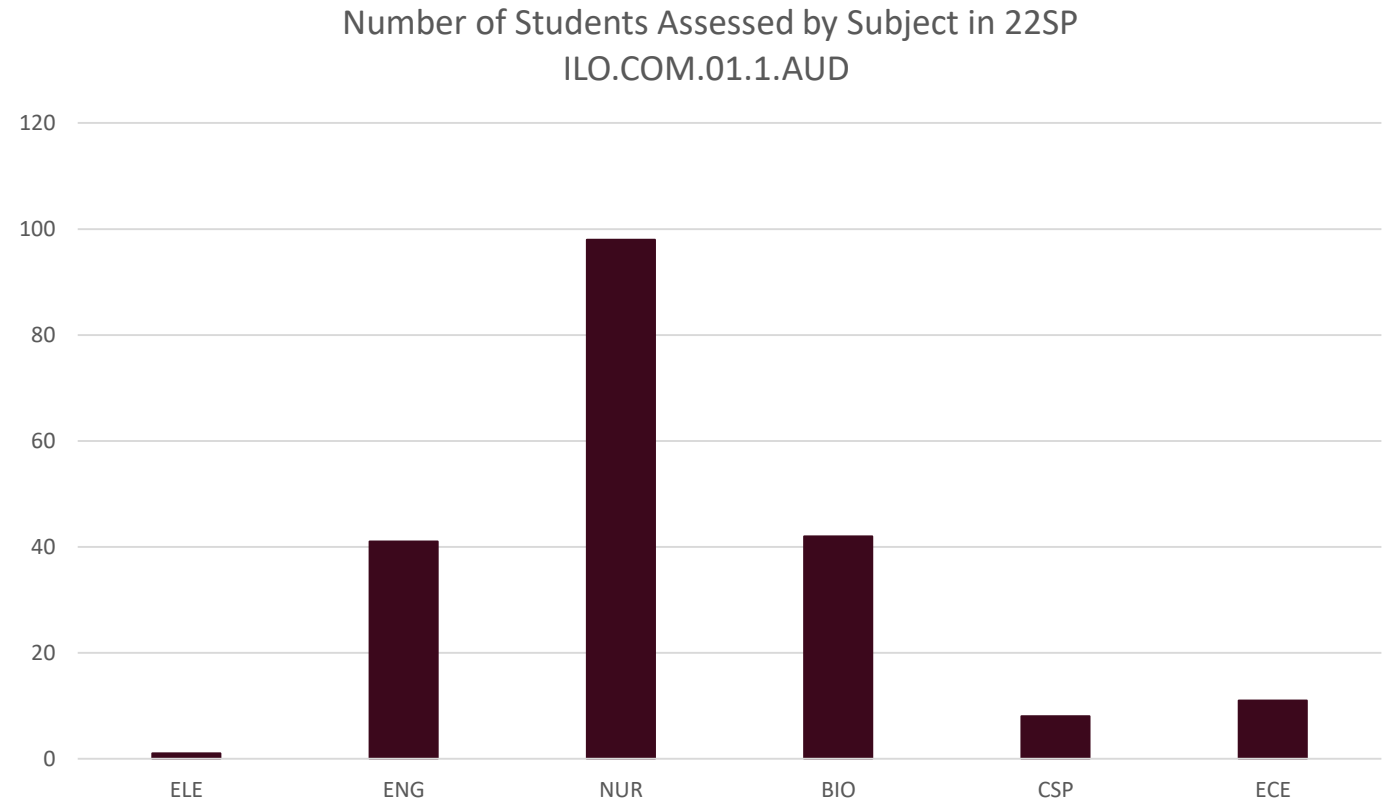
Semester	Assessed	Success Rate
20FA	84	82%
21SP	53	87%
21FA	441	94%
22SP	201	91%



Percent decrease of assessments from 21 FA to 22SP: 71.2%.

ILO.COM.01.1.AUD: 22SP

Division	Subject	# Assessed	Success Rate
WFD	ELE	1	100%
WFD	CSP	8	82.7%
HFAS	ENG	41	87.7%
NUR	NUR	98	96.1%
NSCB	BIO	42	85.4%

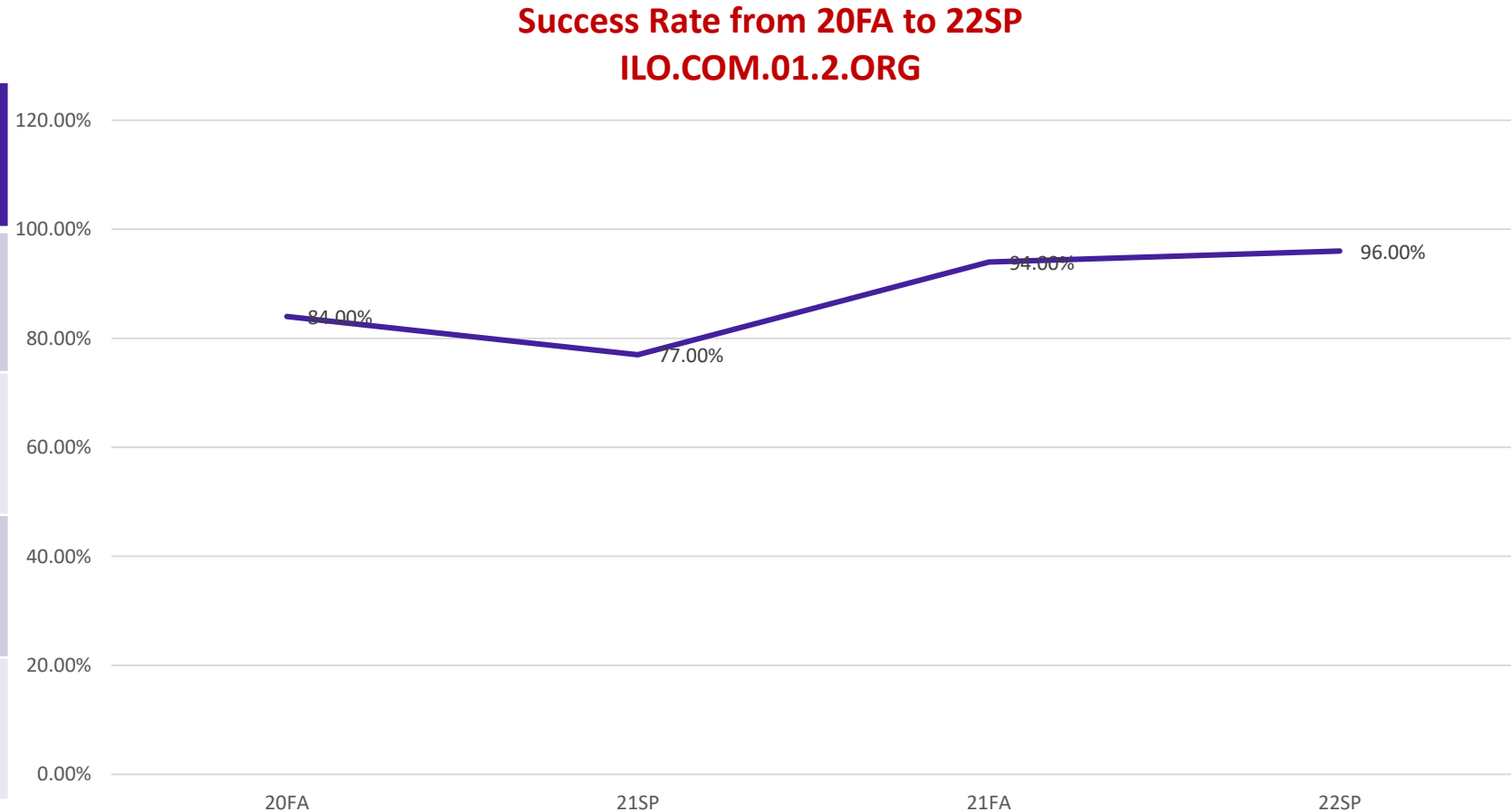


Sample Proportion Standard Deviation: 0.02
Meets condition for normality.
95% confidence interval (0.9095,0.9105)

ILO.COM.01.2.ORG: Is the student proficient in demonstrating purpose and organization?

Semester	Assessed	Success Rate
20FA	56	84%
21SP	70	77%
21FA	17	94%
22SP	70	96%

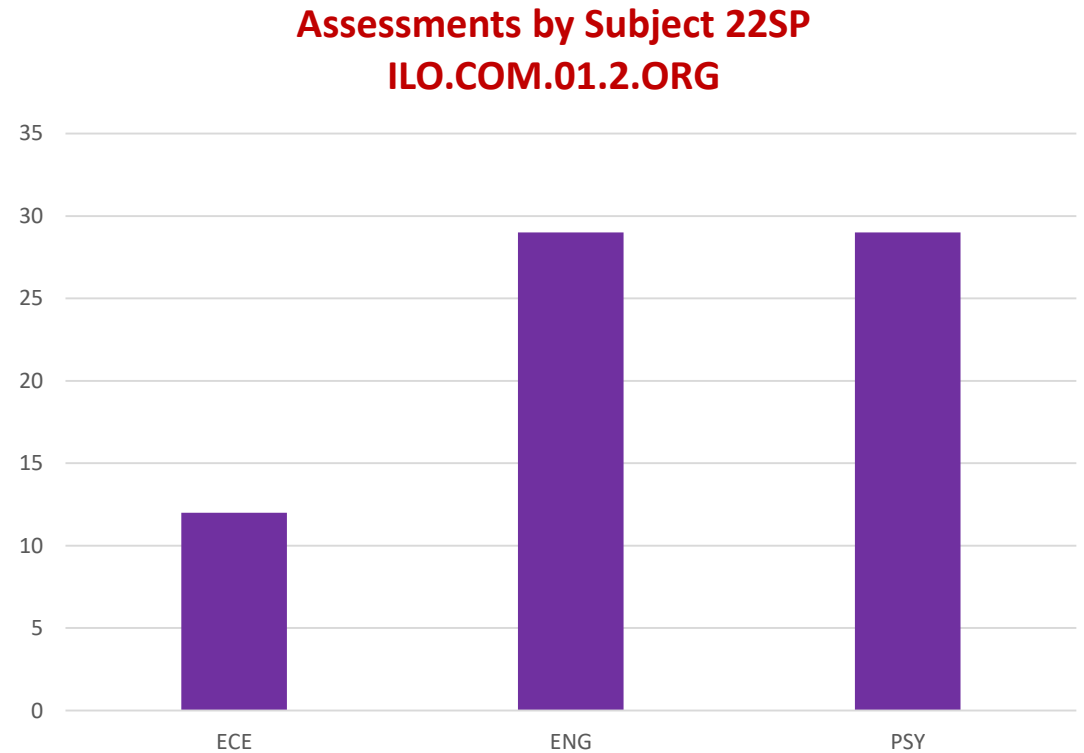
Percent increase of assessments from 21 FA to 22SP: 311.76%.



ILO.COM.01.2.ORG: 22SP

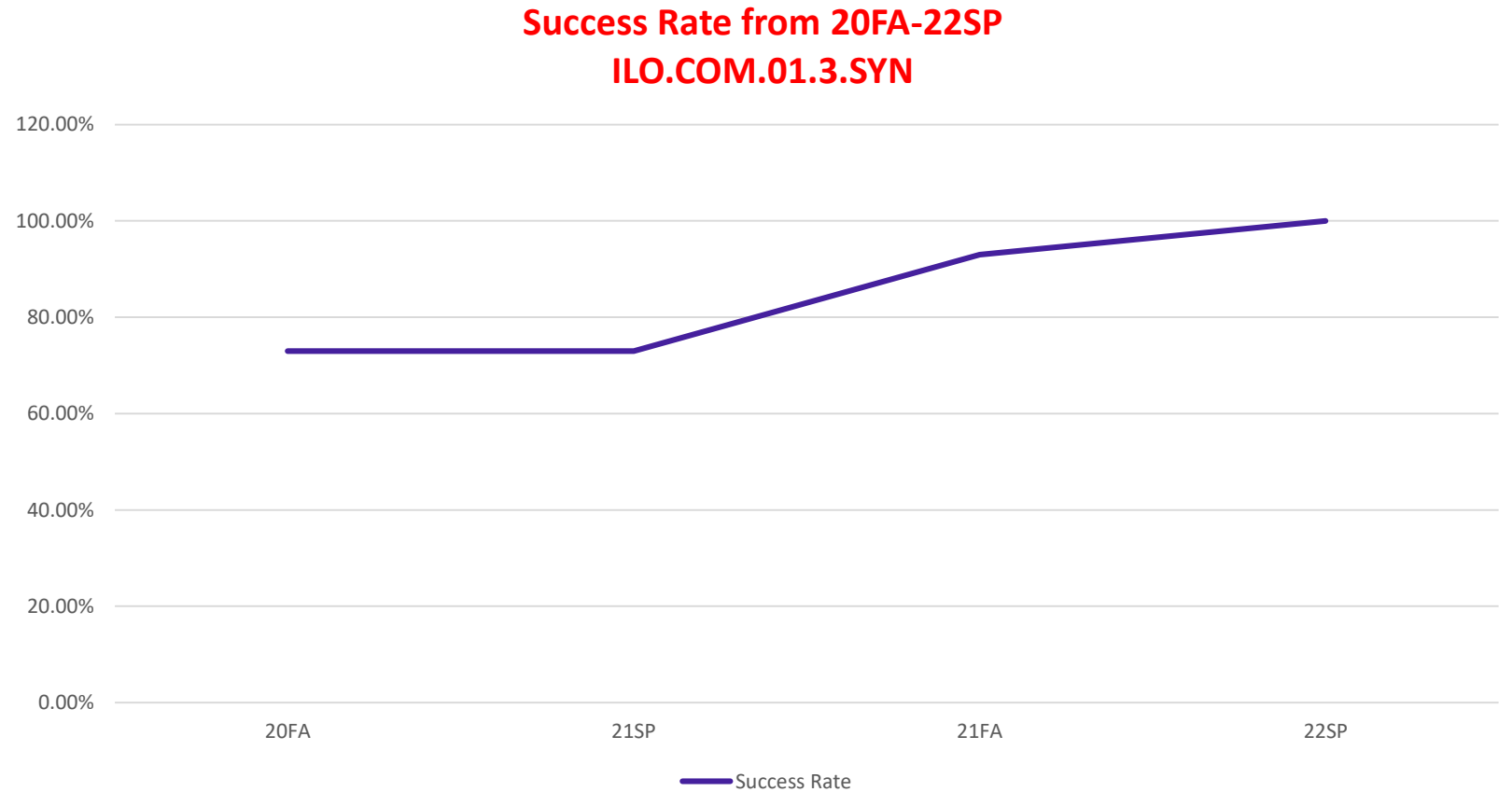
Division	Subject	# Assessed	Success Rate
HFAS	ECE	12	100%
HFAS	ENG	29	97%
HFAS	PSY	29	93%

Sample Proportion Standard Deviation: 0.02
Fails the conditions for normality.



ILO.COM.01.3.SYN: Is the student proficient in synthesizing and supporting ideas?

Semester	Assessed	Success Rate
20FA	63	73%
21SP	116	73%
21FA	60	93%
22SP	12	100%



Percent decrease of assessments from 21 FA to 22SP: 80%.

ILO.COM.01.3.SYN: 22SP

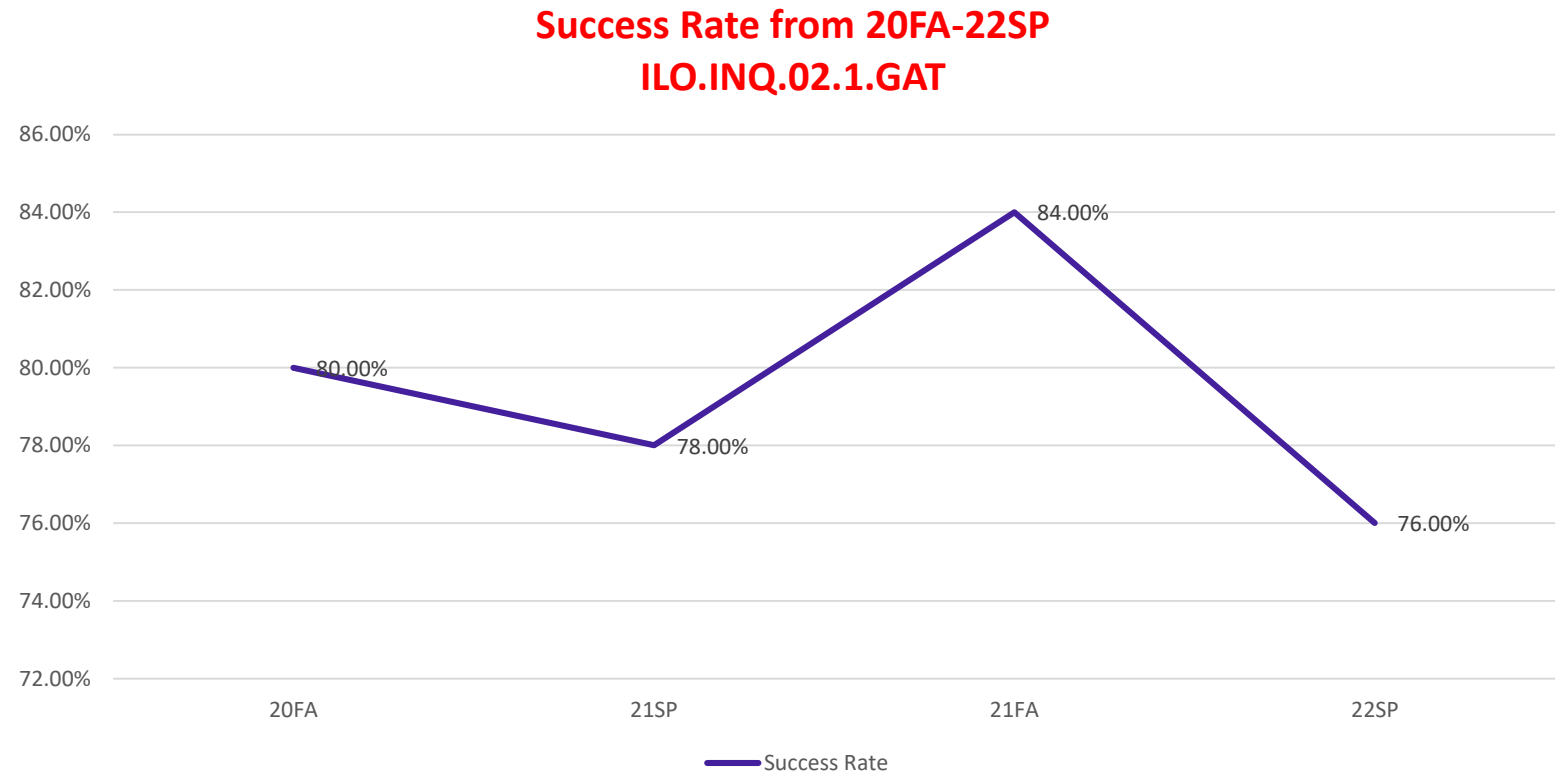
Division	Subject	# Assessed	Success Rate
HFAS	ECE	12	100%

Fails the conditions for normality.

ILO.INQ.02.1.GAT: Is the student proficient in gathering and selecting information?

Semester	Assessed	Success Rate
20FA	75	80%
21SP	110	78%
21FA	193	84%
22SP	418	76%

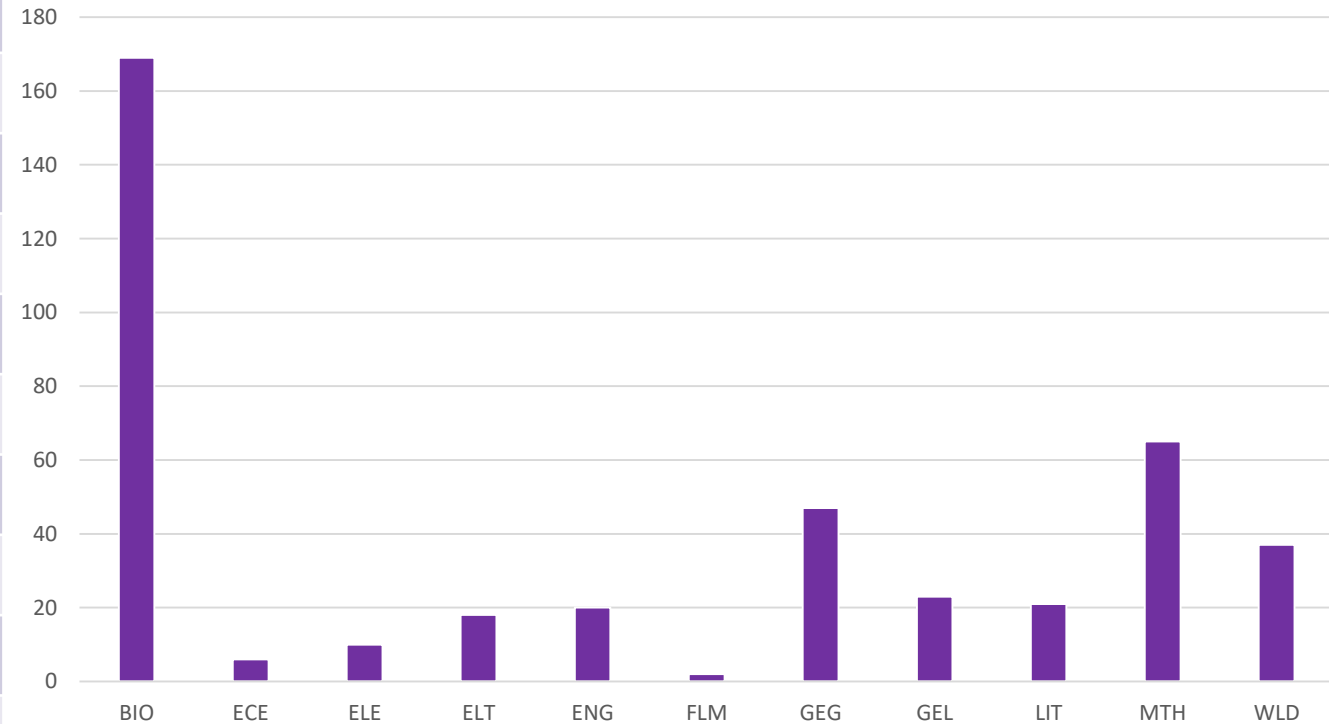
Percent increase of assessments from 21 FA to 22SP: 116.58%.



ILO.INQ.02.1.GAT: 22SP

Division	Subject	# Assessed	Success Rate
HFAS	ECE	6	83%
HFAS	ENG	20	90%
HFAS	FLM	2	100%
HFAS	LIT	21	86%
NCSB	BIO	169	61%
NCSB	GEG	47	98%
NCSB	MTH	65	82%
WFD	ELE	10	87%
WFD	ELT	18	89%
WFD	WLD	37	87%

Assessments by subject 22SP
ILO.INQ.02.1.GAT



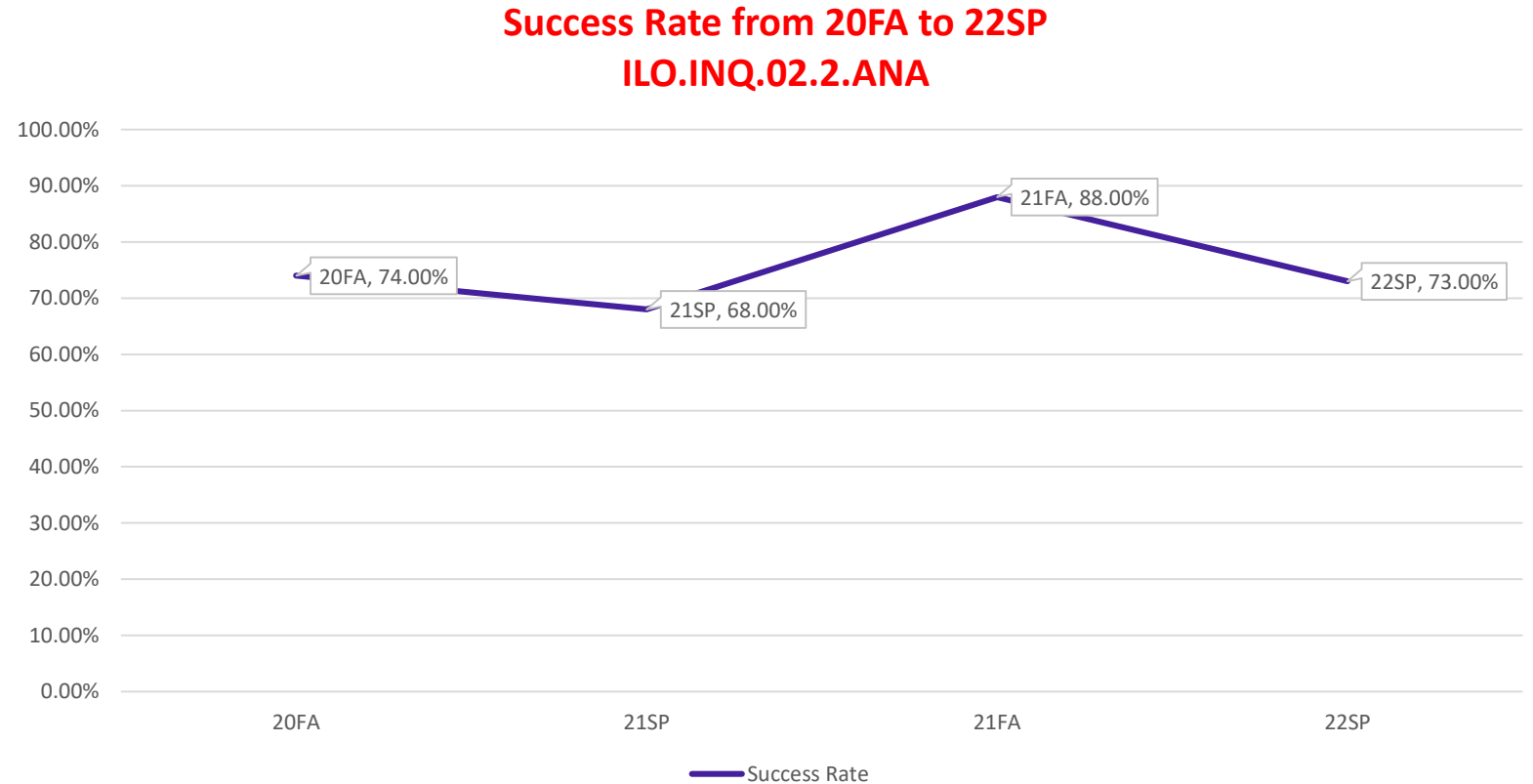
Sample Proportion Standard Deviation: 0.02

Meets the conditions for normality: 99% Confidence interval [0.7599,0.7601]. That is, if 100 sample proportions were found, 99 would fall within the 99% confidence interval and 1 would not.

ILO.INQ.02.2.ANA: Is the student proficient in analyzing or investigating data?

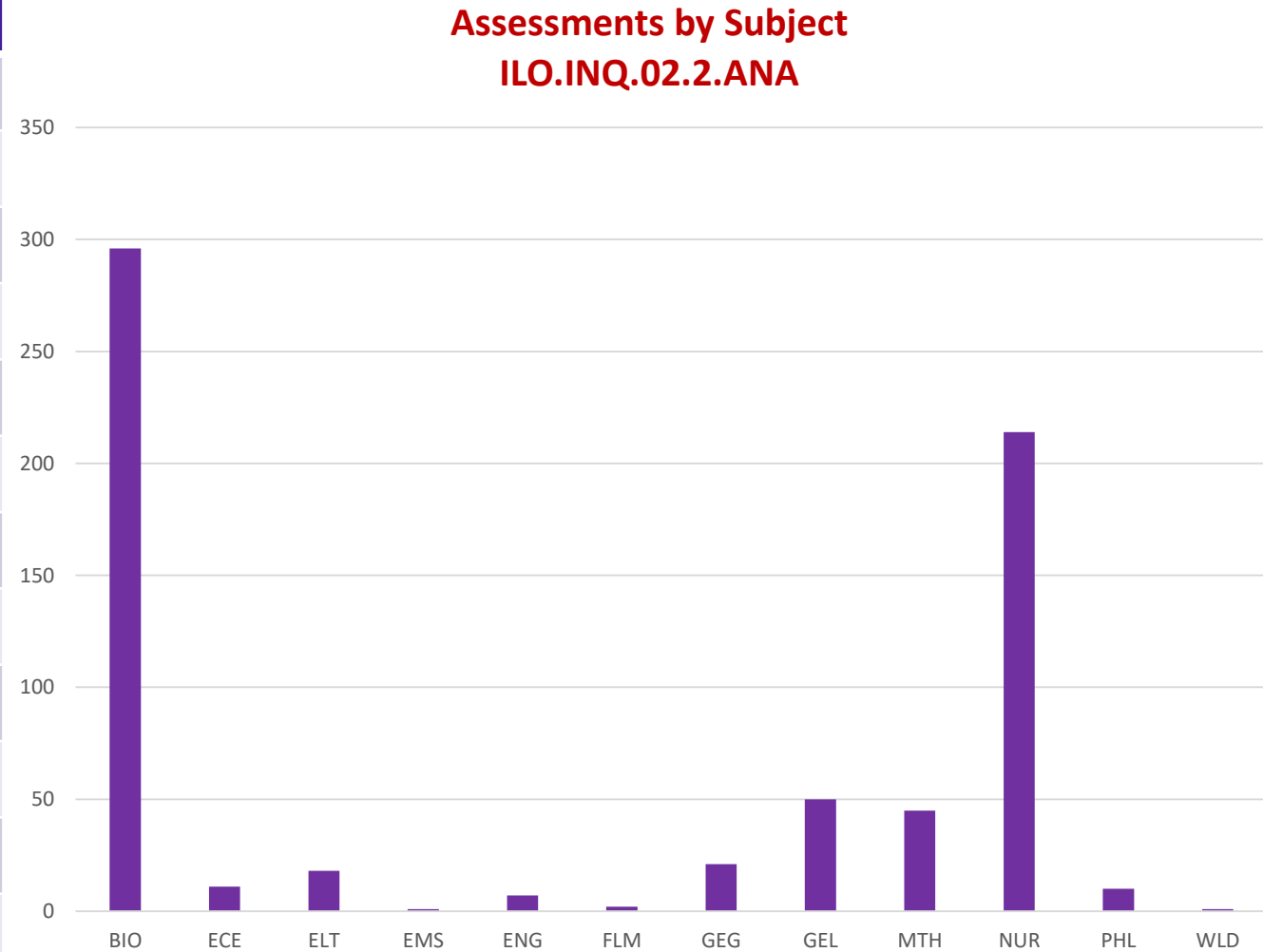
Semester	Assessed	Success Rate
20FA	115	74%
21SP	603	68%
21FA	762	88%
22SP	676	73%

Percent decrease of assessments from 21 FA to 22SP: 11.29%



ILO.INQ.02.2.ANA: 22SP

Division	Subject	# Assessed	Success Rate
HFAS	ECE	11	90%
HFAS	ENG	7	86%
HFAS	FLM	2	50%
HFAS	PHL	10	70%
NCSB	BIO	296	68%
NCSB	GEG	21	95%
NCSB	GEL	50	50%
NCSB	MTH	45	78%
NUR	NUR	214	80%
WFD	ELT	18	92%
WFD	EMS	1	100%
WFD	WLD	1	100%



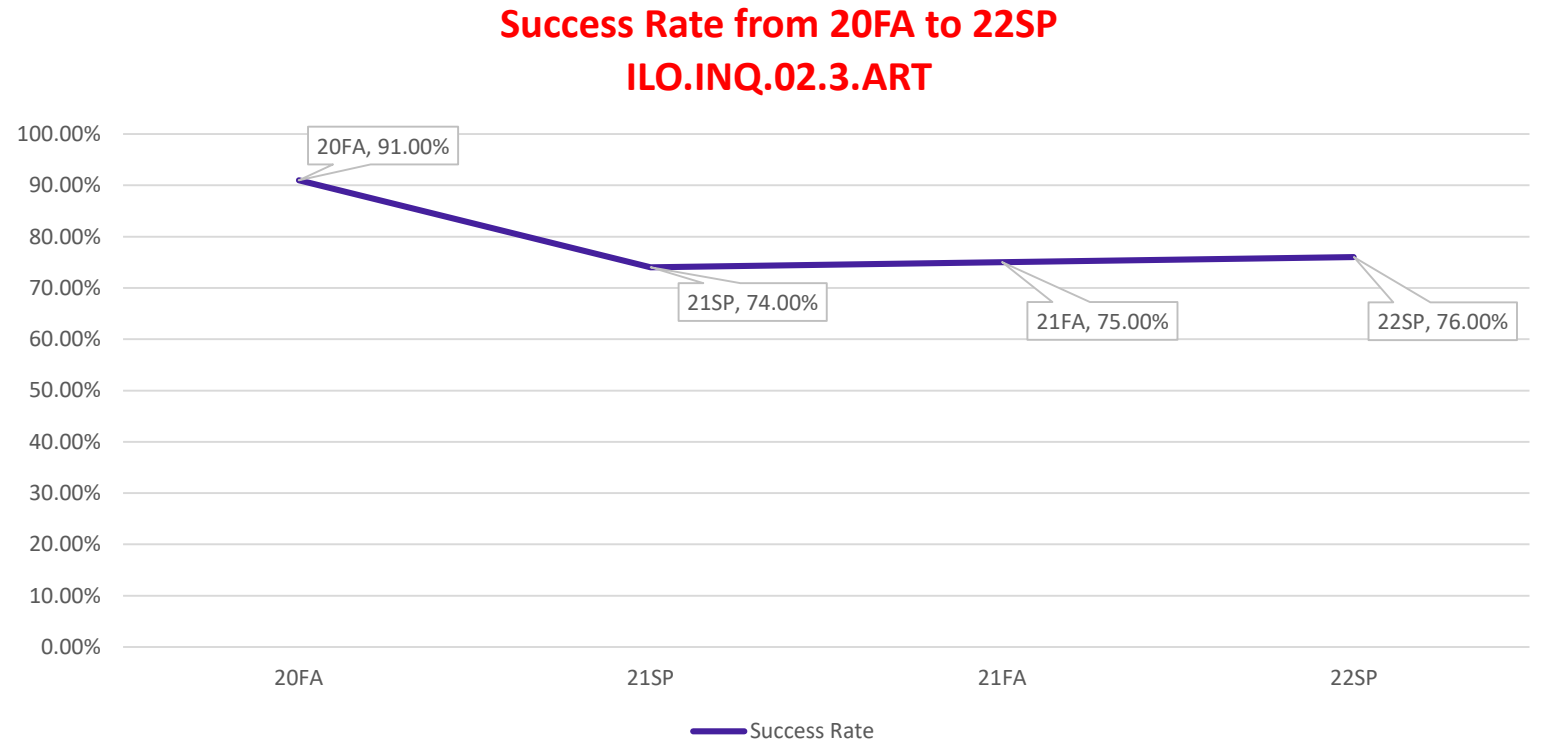
Sample Proportion Standard Deviation: 0.017

Meets the conditions for normality: 99% Confidence interval [0.7296,0.7301]. That is, if 100 sample proportions were found, 99 would fall within the 99% confidence interval and 1 would not.

ILO.INQ.02.3.ART: Is the student proficient in articulating reasons for decisions or solutions?

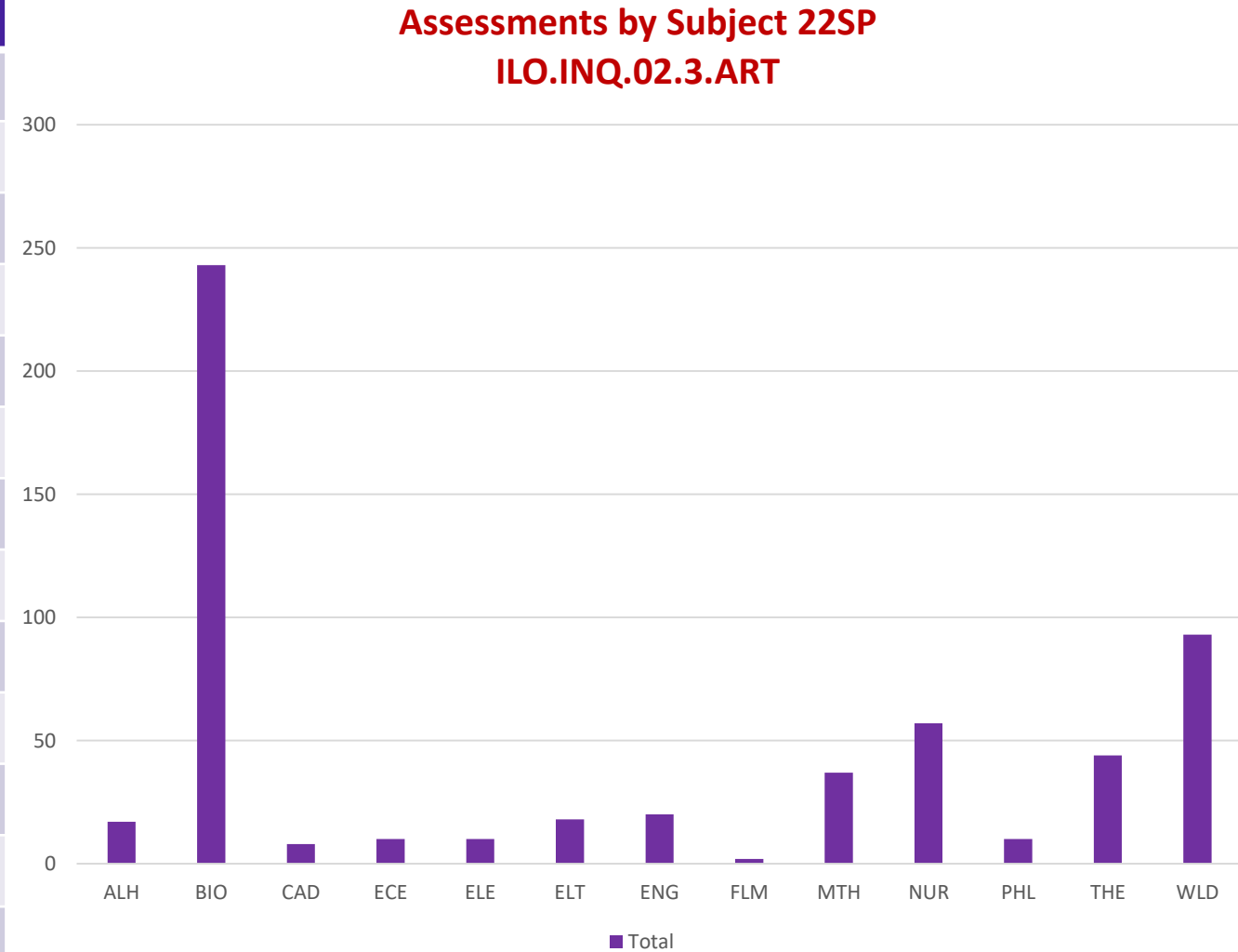
Semester	Assessed	Success Rate
20FA	117	91%
21SP	198	74%
21FA	355	75%
22SP	569	76%

Percent increase of assessments from 21 FA to 22SP: 60.28%



ILO.INQ.02.3.ART: 22SP

Division	Subject	# Assessed	Success Rate
HFAS	ECE	8	90%
HFAS	ENG	20	80%
HFAS	FLM	2	50%
HFAS	PHL	10	60%
HFAS	THE	44	86%
NCSB	BIO	243	66%
NCSB	MTH	37	78%
NUR	ALH	17	94%
NUR	NUR	57	88%
WFD	CAD	8	62%
WFD	ELE	10	88%
WFD	ELT	18	66%
WFD	WLD	93	89%



Sample Proportion Standard Deviation: 0.015

Meets the conditions for normality: 99% Confidence interval [0.7599,0.7601]. That is, if 100 sample proportions were found, 99 would fall within the 99% confidence interval and 1 would not.

ILO #3 : SOCIAL CONSCIOUSNESS

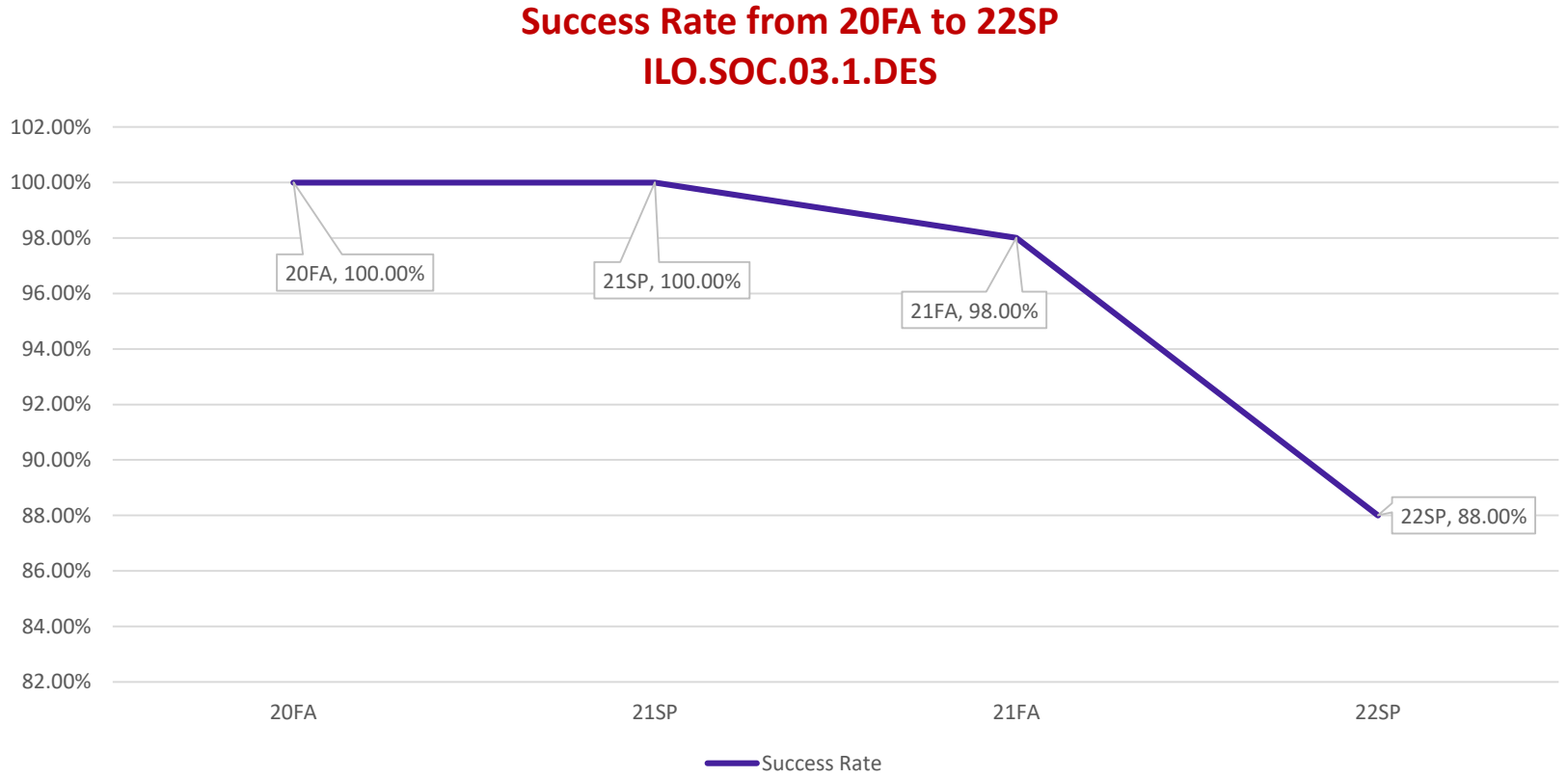


Social Consciousness , Jacob Epstein
University of Pennsylvania



ILO.SOC.03.1.DES: Is the student proficient in describing a social system, theoretical framework, culture, or lifestyle?

Semester	Assessed	Success Rate
20FA	32	100%
21SP	26	100%
21FA	77	98%
22SP	25	88%



Percent decrease of assessments from 21 FA to 22SP: 67.53%

ILO.SOC.03.1.DES: 22SP

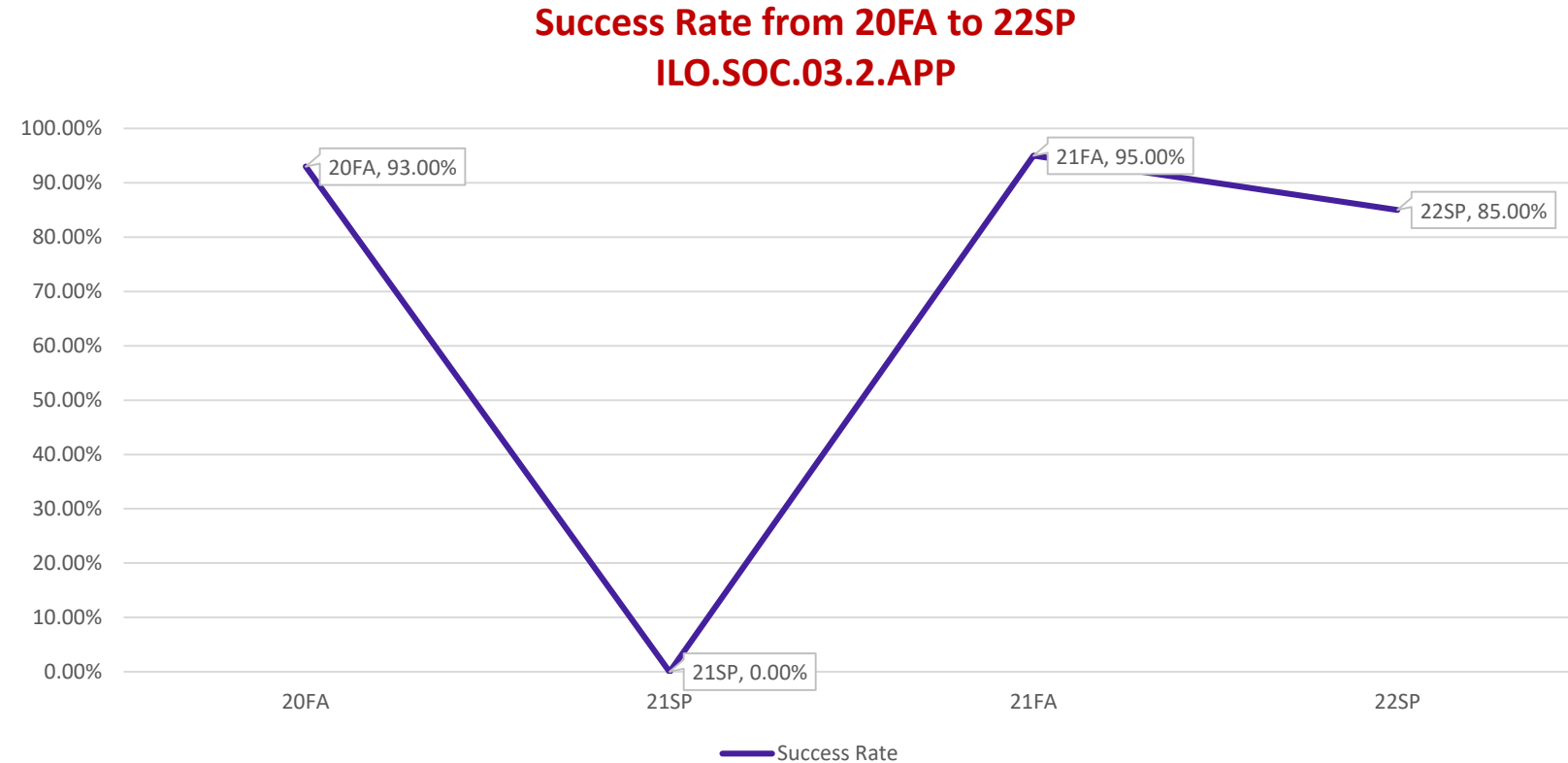
Division	Subject	# Assessed	Success Rate
HFAS	GEN	25	88%

Fails the conditions for normality.

ILO.SOC.03.2.APP: Is the student proficient at appreciating diverse perspectives or differences within social, theoretical, or cultural systems?

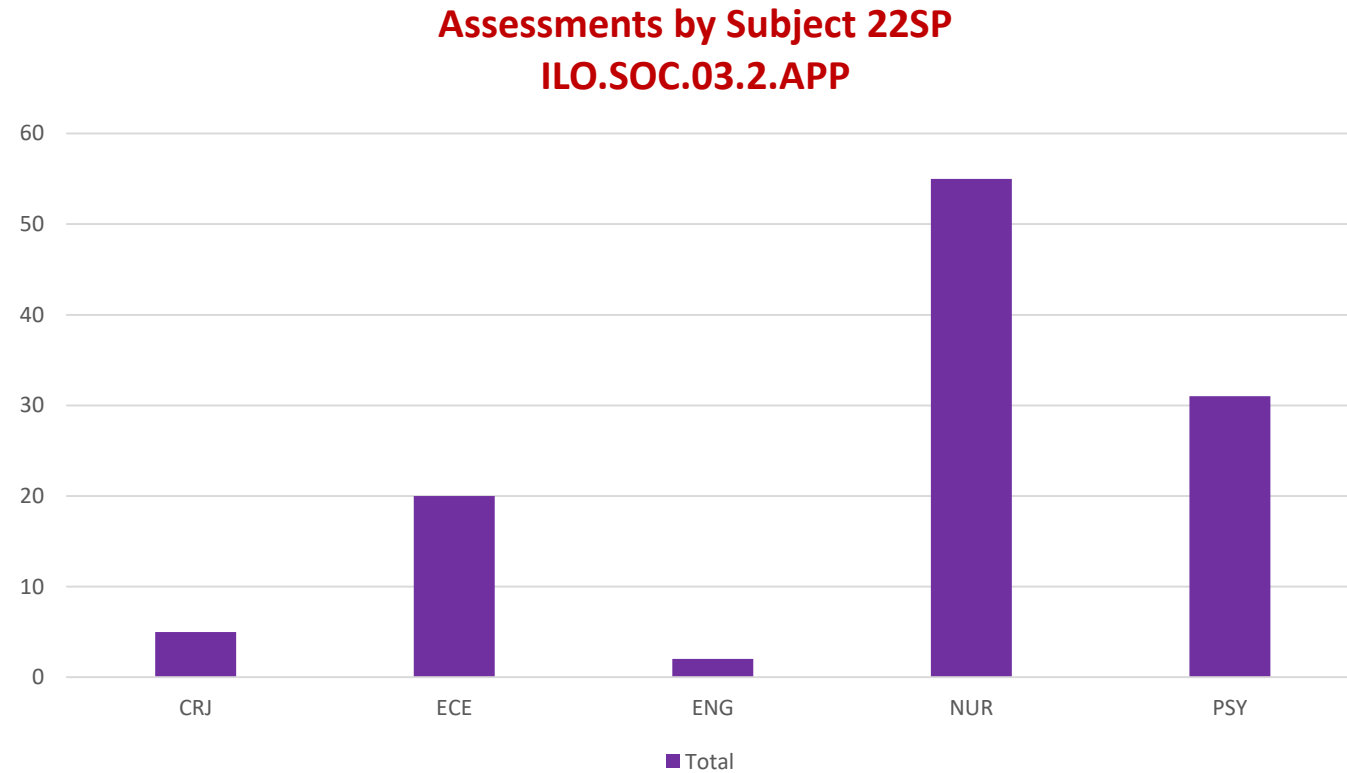
Semester	Assessed	Success Rate
20FA	29	93%
21SP	0	N/A
21FA	104	95%
22SP	113	85%

Percent increase of assessments from 21 FA to 22SP: 8.65%



ILO.SOC.03.2.APP: 22SP

Division	Subject	# Assessed	Success Rate
HFAS	ECE	20	100%
HFAS	ENG	2	97%
HFAS	PSY	31	93%
NCSB	CRJ	5	100%
NUR	NUR	55	98%



Sample Proportion Standard Deviation: 0.038
Fails the conditions for normality.

ILO #4 : RESPONSIBILITY



ILO.RES.04.1.SEL: Is the student proficient in articulating and assessment of self in relation to others?

Semester	Assessed	Success Rate
20FA	10	100%
21SP	9	100
21FA	13	100%
22SP	5	100%

Percent decrease of assessments from 21 FA to 22SP: 61.5%

ILO.RES.04.1.SEL: 22SP

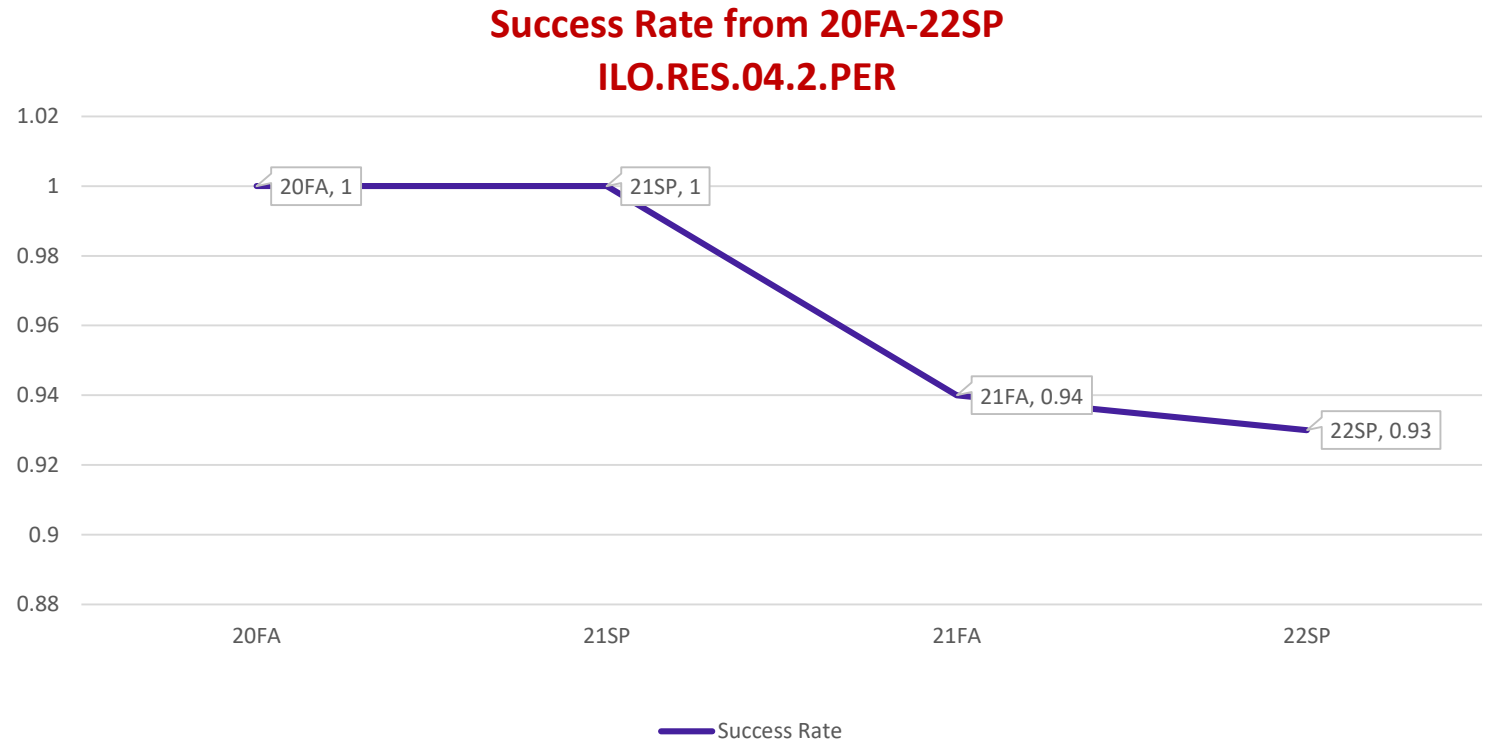
Division	Subject	# Assessed	Success Rate
NCSB	CRJ	5	100%

Fails the conditions for normality.

ILO.RES.04.2.SEL: Is the student proficient in demonstrating awareness of personal responsibility and positioning within a larger context culture, community, or system of thought?

Semester	Assessed	Success Rate
20FA	9	100%
21SP	22	100%
21FA	240	94%
22SP	106	93%

Percent decrease of assessments from 21 FA to 22SP: 55.83%



ILO.RES.04.2.SEL: 22SP

Division	Subject	# Assessed	Success Rate
NUR	NUR	106	93%

Fails the conditions for normality.