

IVCC Assesses

The Return of GRU (General Reporting Uh-wards, that is!)



Orange Background from Unsplash.com
Yellow Watercolor from 123FreeVectors,
Geometric Pattern from *Minions: The Rise of Gru*

THE ART OF ASSESSMENT

and the beginning of validity!

Congratulations and Thank you!

52

From Fall 2020 until now, we have had full-time faculty and 3 Part-time faculty participate, at least once, evaluating 139 ILO criteria.

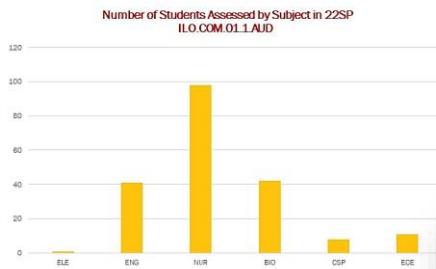
For Spring 2022, we have two criteria that meet the conditions of normality.

Yay!!!

ILO.COM.01.1.AUD: 22SP:

THE STUDENT IS PROFICIENT IN COMMUNICATING TO OR WITH A SPECIFIC AUDIENCE

Division	Subject	# Assessed	Success Rate
WFD	ELE	1	100%
WFD	CSP	8	82.7%
HFAS	ENG	41	87.7%
NUR	NUR	98	96.1%
NCSB	BIO	42	85.4%

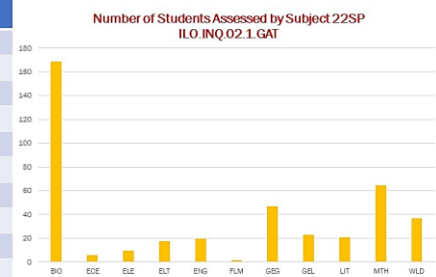


Sample Proportion Standard Deviation: 0.02
Meets condition for normality.
95% confidence interval (0.9095, 0.9105)

ILO.INQ.02.1.GAT: 22SP:

THE STUDENT PROFICIENT IN GATHERING AND SELECTING INFORMATION

Division	Subject	# Assessed	Success Rate
HFAS	ECE	6	83%
HFAS	ENG	20	90%
HFAS	FLM	2	100%
HFAS	LIT	21	86%
NCSB	BIO	169	61%
NCSB	GEG	47	98%
NCSB	MTH	65	82%
WFD	ELE	10	87%
WFD	ELT	18	89%
WFD	WLD	37	87%



Sample Proportion Standard Deviation: 0.02
Meets the conditions for normality: 99% Confidence interval [0.7599, 0.7601]. That is, if 100 sample proportions were found, 99 would fall within the 99% confidence interval and 1 would not.

In order to get our numbers up for all ILOs, we are now asking you to assess 50% of your students.

And as most of you already know, Assessment Committee implemented a process for submitting **Assessment Plans** for courses and **Assessment Reports** for individual faculty last Spring, as well.

Assessment Plans explain how your assessment relates to your course's main learning objectives.

Assessment Reports show that you are thinking about the results of your assessments and how to improve student learning.

Spring 2022 Results


23 Plans were filed for 21 courses by 16 faculty
16 Reports filed by 16 Faculty for 15 Courses,
which were assessed within 22 Sections

This resulted in some new awards:

The **Best Laid Plan Awards** went to people who filed Assessment Plans.

The **Just the Facts Awards** went to those who filed Assessment Reports.

The **We Love It When a Plan Comes Together Awards** went to those who did both!



Interpreting your Minion Award

Notice that these make great pictures for your *curriculum vitae*!



- If you assessed any classes between Fall 2020 and Spring 2022, you will receive a Minion Award with a rainbow, its four colors representing our four ILOs.
- You will have ribbons representing the number of semesters you assessed.
- You will see a jewel for each ILO criterion you assessed each semester:
 - Red: Communication: Communicating to or with a specific audience
 - Orange: Communication: Demonstrating purpose and organization
 - Pink: Communication: Synthesizing and supporting ideas
 - Gold: Inquiry: Gathering and selecting information
 - Silver: Inquiry: Analyzing or investigating data
 - Pearl: Inquiry: Articulating reasons for decisions or solutions
 - Purple: Social Consciousness: Describing a social system, theoretical framework, culture, or lifestyle
 - Yellow: Social Consciousness: Appreciating diverse perspectives or differences within social, theoretical, or cultural systems
 - Green: Responsibility: Articulating an assessment of self in relation to others
 - Blue: Responsibility: Demonstrating awareness of personal responsibility and positioning within a larger context, culture, community, or system of thought
- And a minion, of course, because you earned it!

Clipboard Minions went to faculty who had the most criteria assessed, Group Minions went to those who assessed the most students, and Bananas went to faculty who assessed in the Summer, as well as in Fall and Spring.



Tammy Landgraf
Keith King
Lisa Dickey
Charles Raimondi



Sue Caley Opsal
Tracey Antle
Charles Raimondi



Jeff Fesperman
Keith King
Theresa Molln